

Welcome to Nivault

About Us

Nivault is one of the Leading Professional Electromagnetic Lock manufacturers in India, servicing the industry over a decade.

Our varied product portfolio is perfected to comply with the international standards and security requirements with stable performance, competitive price and personalized service.

Nivault has a strong technical, marketing and R&D team to ensure the product fits into the need of client. The R&D team aims to develop, research, design and produce more innovative products that suit the market demand in the industry.

Nivault will always be devoted to offer good quality and new technology products to create more value to the customers.

About Our Product

Electro-magnetic locks are generally connected to access control system which demands higher one time investment and fewer features.

Nivault BLE Electromagnetic Lock is extremely cost effective using state of the art of IOT technology for small and home offices and also feature-rich to cater needs of medium and large scale organizations.

Nivault provides extremely user friendly mobile application for both organization and employee to access office doors.

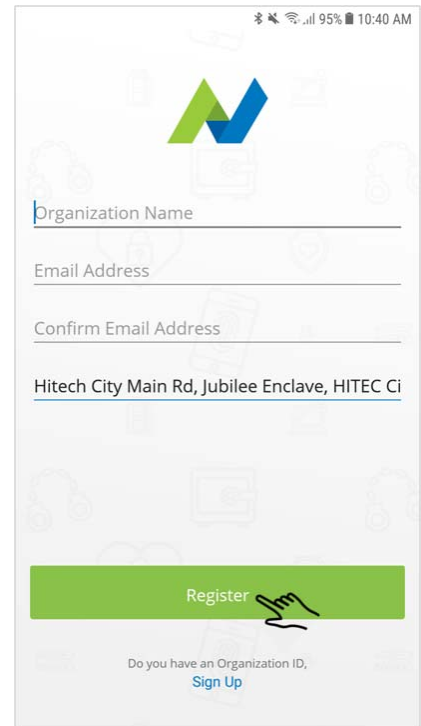
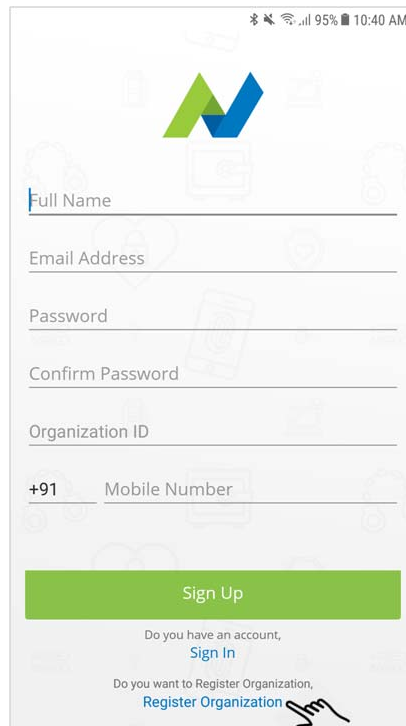
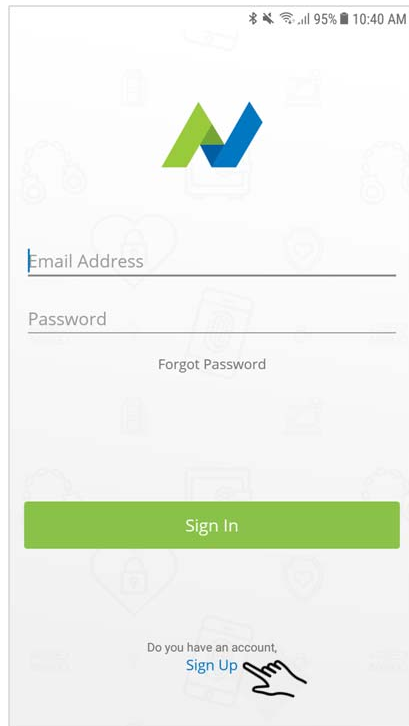
Key Features

- Standalone system
- No internet dependency
- Leverages User's mobile phones
- Access to Unlimited Guest Users
- Access to Unlimited Doors
- Time-Based Access for Guest
- Lock Level Permission
- Data on Cloud
- Highly Secured App
- 5 Sec Auto-Lock
- Soft Switch Output for an Exit Button
- 2-3 Seconds Operating Time
- 15 feet Operation Distance
- Access only with Registered Mobile
- Door Status Output
- Easy Configuration
- Access History

How to Register Organization in Nivault App?

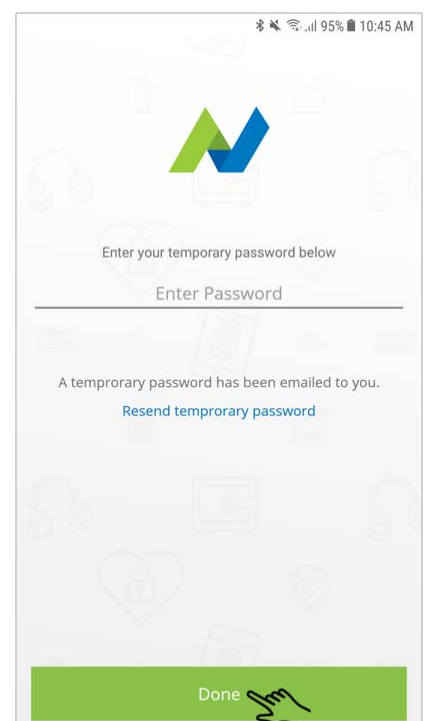
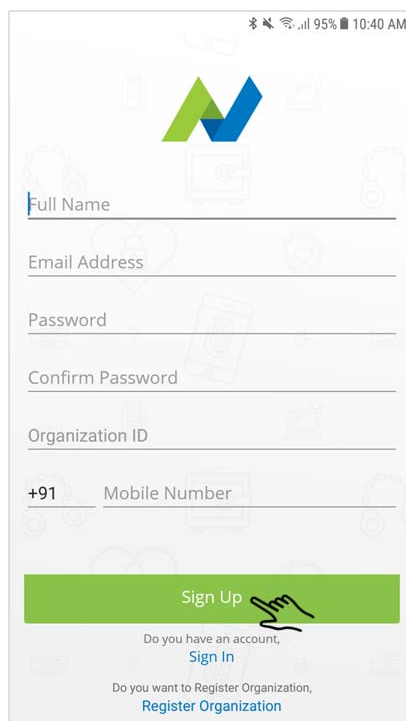
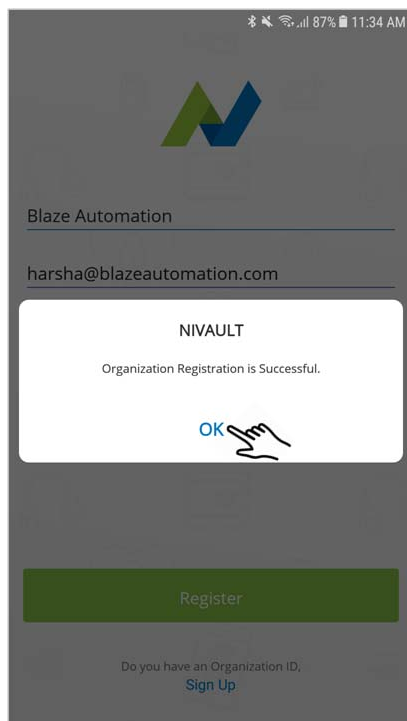
Step 1: Open Nivault App and Tap on Signup.

Step 2: Tap on “**Register Organization**” and Follow on-screen instructions.



Step 3: After successful Organization Registration, you will receive an “**Organization ID**” to your email to continue Sign Up.

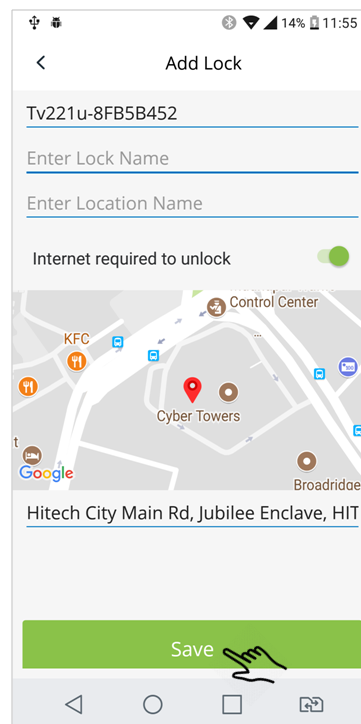
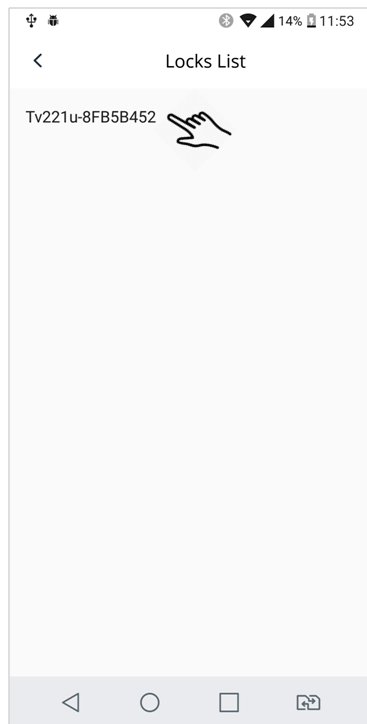
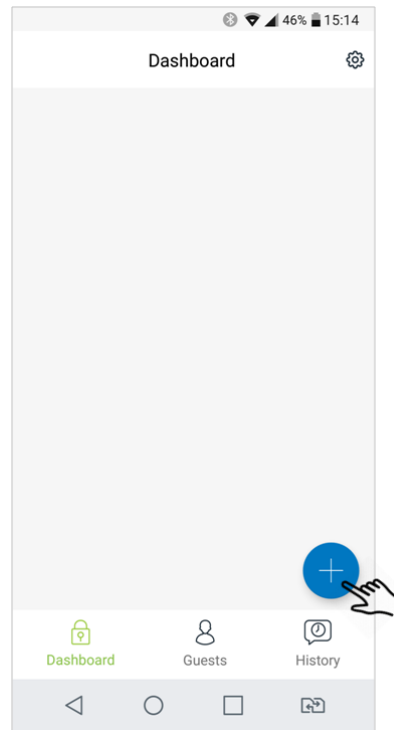
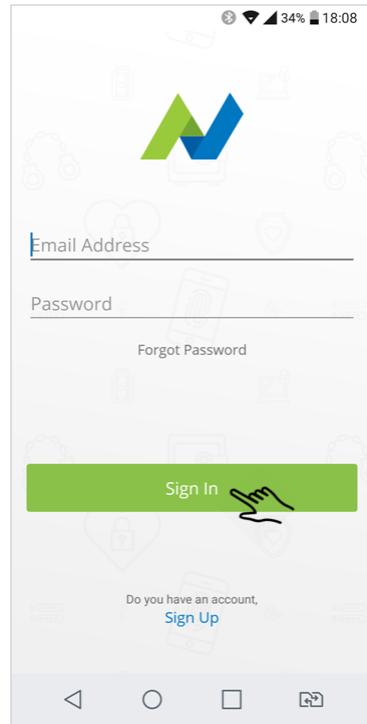
Step 4: Enter the credentials and Tap on **Sign Up**, a temporary Password will be sent to your email address. Enter the temporary password and tap on **Done**.



Adding lock in Nivault App:

Step 1: Login to Nivault App using your credentials.

Step 2: Tap on “+” icon, then add lock by following on-screen instructions.



Adding Guests in Nivault App:

Step 1: Open Nivault App and Login.

Step 2: Select **Guests** and tap on + icon to add a new user.

